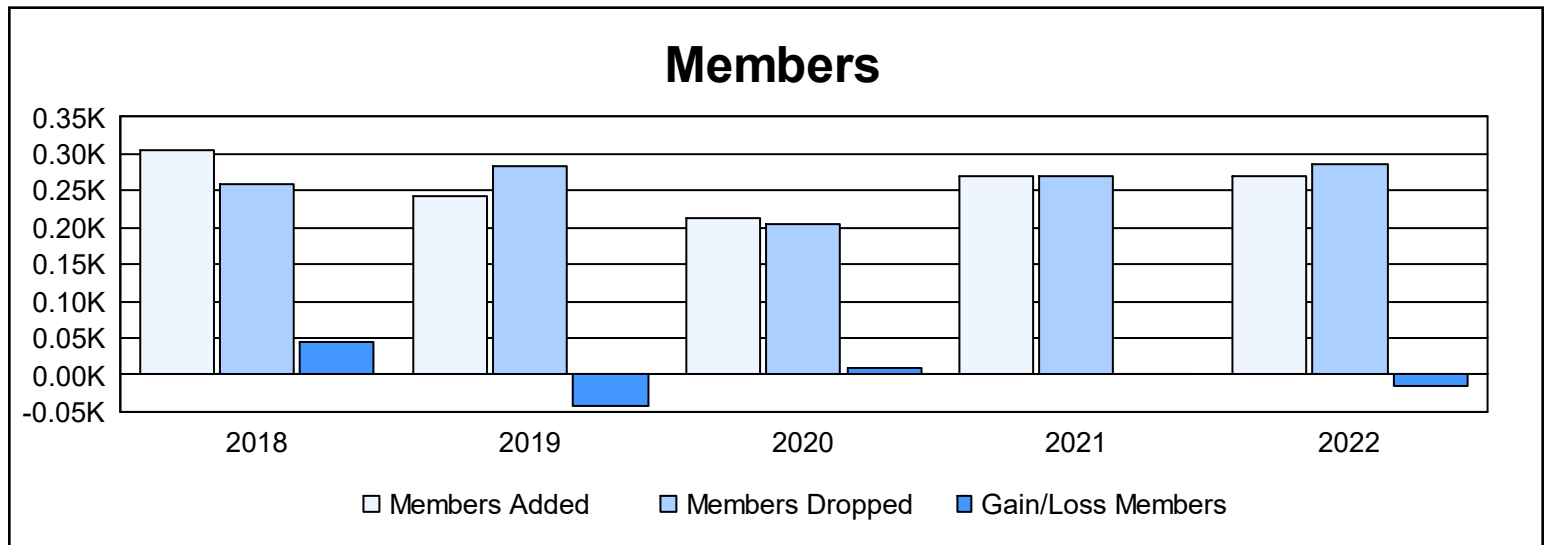
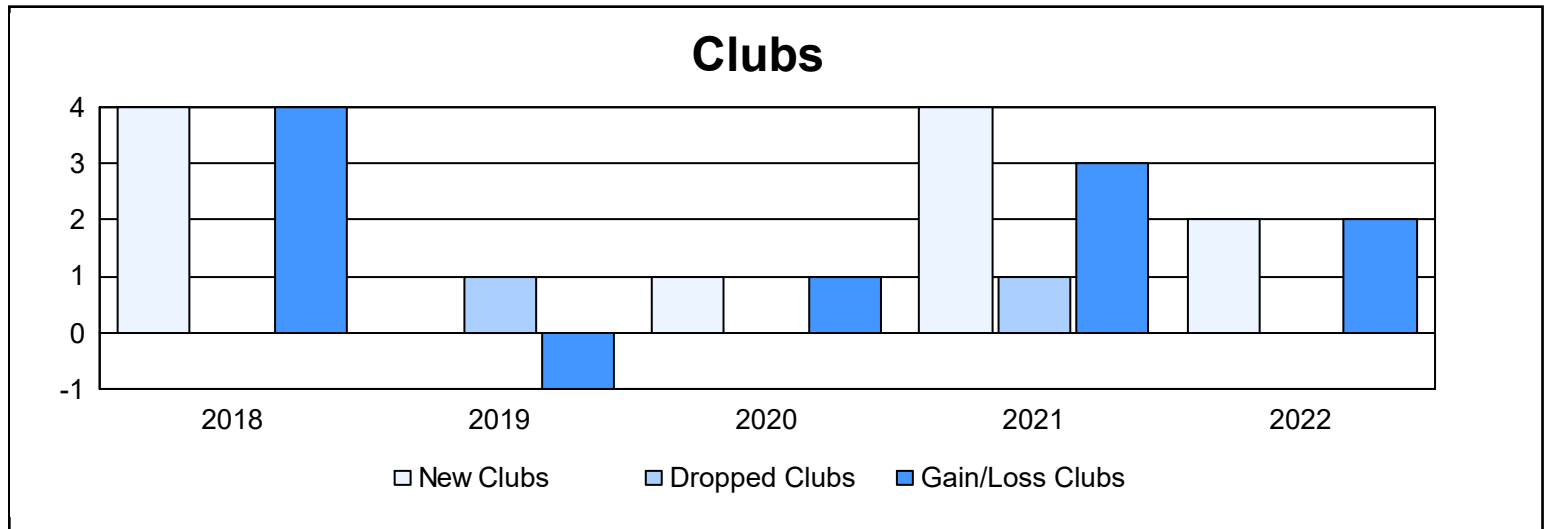
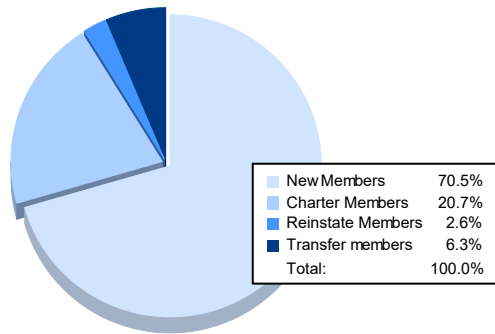


| Year | New Clubs | Dropped Clubs | Gain/ Loss Clubs | New Members | Charter Members | Reinstate Members | Transfer Members | Total Member Added | Total Members Dropped | Gain/ Loss Members |
|----------------|-----------|---------------|------------------|-------------|-----------------|-------------------|------------------|--------------------|-----------------------|--------------------|
| 2017-2018 | 4 | 0 | 4 | 199 | 89 | 4 | 12 | 304 | 260 | 44 |
| 2018-2019 | 0 | 1 | -1 | 204 | 6 | 5 | 27 | 242 | 283 | -41 |
| 2019-2020 | 1 | 0 | 1 | 151 | 32 | 9 | 22 | 214 | 205 | 9 |
| 2020-2021 | 4 | 1 | 3 | 131 | 112 | 10 | 17 | 270 | 269 | 1 |
| 2021-2022 | 2 | 0 | 2 | 191 | 56 | 7 | 17 | 271 | 287 | -16 |
| Average | 2 | 0 | 2 | 175 | 59 | 7 | 19 | 260 | 261 | -1 |



Membership Composition June 2022 Cumulative



Gender Composition June 2022 Cumulative

